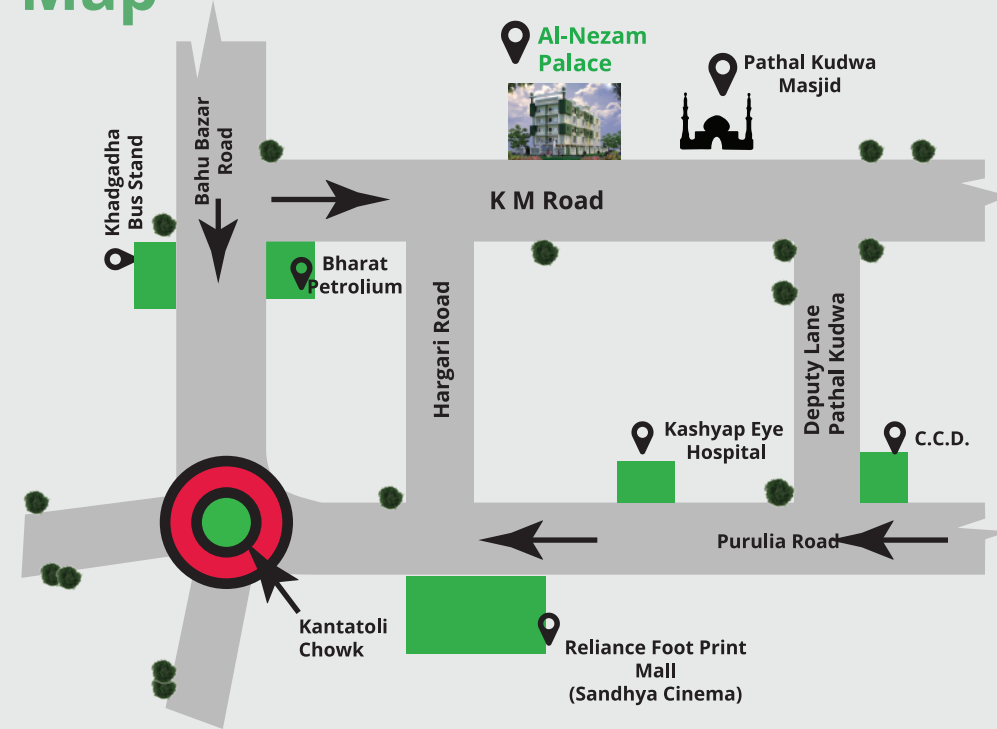


Location Map



Developers / Builders

Kinetic Infra Tech Estb.

Head Office

4th Floor, Roshpa Tower
Main Road, Ranchi
Jharkhand - 834001
Phone: +91 651-233-2414
Fax: +91 651-233-2413

Web

www.kineticinfra.com

Email

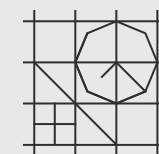
feedback@kineticinfra.com
waseemraza@kineticinfra.com

Branch office

Ground Floor, S Tower
Church Road, Ranchi
Jharkhand - 834001
Phone: 0651-2351235

Booking contact Nos.

9334829535 M. Jahangir Alam
9431148382 Waseem Raza



grids consultants

architect, engineer, interior, landscaping, vastu.
2nd FL, ROSHPA TOWERS, MAIN ROAD, RANCHI
PH: 2330258, E-mail: grids_con@yahoo.com

Disclaimer: This does not constitute a legal offer. All site plans, floor plans, layout plans, areas, dimensions and specifications etc. are subject to change till final completion of the project. Soft furnishing, cupboards, furniture and gadgets are not part of the offering. All images are an artistic conceptualisation and do not purport to replicate the exact products.

Design : www.phoenix3ddesign.com 0651-2244406

Al-Nezam Palace

Residential Complex




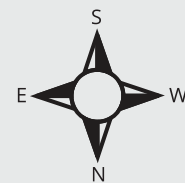
Kinetic Infra Tech Estb.

www.kineticinfra.com




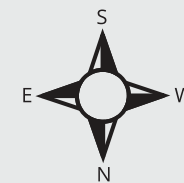
 **1st & 4th Floor**

| Flat | BHK | SBA |
|------|------|-------------|
| A | 3BHK | 1485 Sq.Ft. |
| B | 2BHK | 955 Sq.Ft. |
| C | 2BHK | 988 Sq.Ft. |
| D | 2BHK | 955 Sq.Ft. |
| E | 2BHK | 955 Sq.Ft. |



 **2nd & 3rd Floor**

| Flat | BHK | SBA |
|------|------|-------------|
| A | 3BHK | 1435 Sq.Ft. |
| B | 3BHK | 1485 Sq.Ft. |
| C | 3BHK | 1485 Sq.Ft. |
| D | 3BHK | 1435 Sq.Ft. |



Specifications

Structure

R.C.C frame structure with brick work in cement mortar as per design and specifications of the structural consultants.

Floor

All rooms, balconies, passage and bathroom shall be finished with vitrified / ceramic and anti skid tiles and 3" skirting.

Kitchen

Granite working platform and ceramic tiles in dado upto 24" height over the platform. Stainless steel sinks with opening for exhaust fan. Hindware fitting.

Doors

Laminated flush doors with salwood frame.

Windows

Powder coated fully glazed aluminium windows with safety grills.

Bathrooms

All bathrooms shall be fitted with wash basin, taps, W.C. Pans etc. of best brands. The bathrooms shall have concealed water pipes for hot & cold water and ceramic tiles in dado upto 7". Hindware fitting/Essess Fitting.

Walls

P.O.P. finished with primer.Asian/Burger.

Electrical fittings

ISI mark switches of best brands in all rooms, toilet and kitchen. Anchor / Havells.

Water supply

24 hours water supply from own deep tube well boring to be stored on over-head water tank.

Lift (1 Nos.)

One lift nos. 6 passenger's traction lift according to project. S.S. body cabin.

Telephone & TV

One telephone line point and TV cable point will be provided in living room and master bedroom.

Exterior finish

Acrylic weather proof paint of exterior finish with Asian/Burger.

A/C & Electrical

Provision for AC point in master bedrooms. Switches, main board and wire finished with Anchor / Havells / Polycab.

Payment Terms

| | |
|-------------------------------------|------------|
| At the time of booking | 20% |
| 15 days before ground floor casting | 15% |
| 15 days before 1st floor casting | 15% |
| 15 days before 2nd floor casting | 15% |
| 15 days before 3rd floor casting | 15% |
| 15 days before 4th floor casting | 15% |
| At the time of possession | 05% |
| | <hr/> 100% |

Other Charges

| | |
|-----------------------------|------------------|
| Parking | 2,00,000/= |
| Generator + Lift + Electric | 75,000/= |
| | <hr/> 2,75,000/= |